


Prism

The Newsletter of the Queensland Camera Group 

Issue 364—May 2021



President's Piece

Hello everyone

Winter is certainly on its way as we slide our way into June.



It only dawned on me last weekend, when I saw a horse yawn - it being so early in the morning, on what lengths we as photographers are prepared to go to get our images. I'd got up at sunrise, it was a crisp and chilly morning, donned winter gear (with little complaint and not even a coffee in hand) grabbed the camera gear and raced out the door with anticipation for the Photoshoot at Dayboro of the working horses and dogs.



Jasmine Westerman, President

All of this fuelled by the thirst to capture some new and exciting action.

The event, so delightfully organised by Esther Andrews and Jenny Reisz, certainly satisfied that expectation. Some of the images taken by our members were also given to the local Working Horse and Dog Society which pleased them greatly – it's nice to be able to give back. That was not the only event that weekend for the early birds. The next morning a group of members were up and about at dawn with a keen eye on the rising sun over Brisbane City at Wilson Outlook Reserve for the Dawn Shoot and Street Photography.

So May was full of interest including sporting events, landscape and street, to Astro. Randal Hinz inspired us all with practical advice and great tips to give us all the confidence to step into the dark and try our hand at Astro and star Trail Photography – well at least to give it a go at home with the kangaroos. Not quite so sure about it in the wilds of Africa.

Then we had Paul Daly, a New Zealand photographer who took us on a number of his adventures that showcased his incredible work.

So what's on this month? In summary, June brings you:

- 3 Focus group – Layers and Masks
- 10 Speaker – What Makes a Winning Bird Image
- 12 Photoshoot Outing
- 19 Portrait Group
- 24 Competition Judging - Street

Read all about it in this Prism on the following pages.

President's Piece (cont.)

Some other key dates.

Remember Jindalee Rotary Club Calendar Competition images are to be submitted by 18 June.

Street images are to be submitted by 10 June. Check out MyPhotoClub (MPC) for more details.

The accommodation list for the Toogooloowah weekend away is also included in this edition. Have you booked your accommodation for this fun and action packed weekend yet? If not, suggest you do so asap so you get to choose what suits you best. If unsure, have a chat to the organisers, Rodney Nancarrow or John Edwards.

This is another bumper edition of the QCG monthly newsletter, Prism. It includes images that you don't get to see on the big screen but tell the story of our events. It also includes the most recent competition results. Thank you to all the contributors and to Anne for the compilation. Enjoy.

Jasmine Westerman

President



Above: Nick Lefebvre, Randal Hinz and Jasmine Westerman at the conclusion of Randal's excellent presentation on Astro photography. Top right and listed below: Vice President Tony FitzGerald steps in as MC for Jasmine at the judging of Still Life and Open, Joint Weekend Away Co-coordinator, Rodney Nancarrow, talks us through what we can expect on this fun weekend, and Photo Shoot Coordinator, Esther Andrews, announces myriad outings for May.



FOCUS—LAYERS AND MASKS

Date: Thursday 3 June
Time: 7.30 pm—9.30 pm
Delivery: ZOOM only
Speaker: Roy Killen

Roy Killen is an amateur photographer who has been competing in international competitions since 2008. He has received more than 77,000 acceptances and over 500 awards, and with his main focus being nature photography, he regularly judges club, national and international competitions as well as hosts workshops on photographic



SPEAKER—WHAT MAKES A WINNING BIRD IMAGE

Date: Thursday 10 June
Time: 7.30 pm to 9.30 pm
Delivery: F2F SPACE, cnr Branton St and Paley St, Kenmore Hills or via ZOOM

This month, QCG is delighted to welcome to the speaker's podium new member Cheryl Mares, an outstanding nature photographer. Cheryl's presentation will cover 'What makes a Winning bird image', including a basic understanding of bird behaviours, camera lenses and settings, lighting techniques for different situations



PHOTOSHOOT OUTING

June Photoshoot:

Date: Saturday 12 June (this falls early in the calendar, so please note this date in your diary now!)

Place: Downunder Beachfest. This is the Retro Car Festival celebrating the hot rod and classic car lifestyle at Caloundra. We will meet for breakfast at 8am then head off to enjoy what is said to be a 'showcase for some of the best cars in Australia'. Full details in email to follow.

July Photoshoot:

If you haven't already booked your ticket to the Brisbane Airshow (3/4 July), please go [here](#) to do so!

COMPETITION JUDGING—STREET

Date: Thursday 24 June
Time: 7.30 pm to 9.30 pm
Delivery: F2F SPACE, cnr Branton St and Paley St, Kenmore Hills or via ZOOM
Image: Roger Bartlett



PORTRAIT GROUP

Date: Saturday 19 June
Time: Three sessions from 9am.
Venue: The Hub
Image: Anne Pappalardo



COLLECTIONS 2021

July 9—17, Aspire Gallery, Paddington

Time to get your Street photos together! Members can enter up to FOUR DPI images (no prints) by 10 June for this month's set subject "Street Photography"

Remember no open images this month!

Judging will be 24 June, when awards will be given as usual, BUT, in addition the top 40 will be selected for exhibition in July. Selected Members will only have from 24 Jun to 5 July to print and matte their images!

More on this later. There will also be an entry fee of \$20 for the first image selected and \$10 per subsequent image.


Cheers for now.

Phil Lawrence

Collections 21 coordinator



Aspire Gallery, the venue for Collections 2021. The Roger Bartlett Trophy (below) is the ultimate prize for Collections 2021.



Images by Tony FitzGerald of last April's Focus meeting on Street, featuring our own Paul Cook (top left) and Adam Robert Young (top right), with Jasmine Westerman and Martin Riley. Paul generously brought along myriad street images (see above) from his collection.

MAY FOCUS

Astro and Star Trail Photography

with Randal Hinz



Our May Focus meeting saw a return to Focus roots, with guest speaker Randal Hinz chatting to an intimate group of QCG members about a very specific subject – Astro and Star Trail Photography - supported by myriad practical tips, tricks and insider information.



Randal was introduced to the membership by long-term friend and QCG member Nick Lefebvre. Nick has known Randal for 30 years (they met through work), and Nick explained that Randal fell in love with astro photography after moving to Namibia 10 years ago and discovering the beautiful, clear night skies.

Randal Hinz is a self-taught astro and star-trail photography enthusiast. As such, he urged QCG members to give this style of photography a try by finding a shot they'd like to emulate, and then, like Randal, figuring out for themselves how to take it (including tracking down the pros and asking them!).

Admitting that he could easily give two or three presentations on the topic, Randal narrowed down his focus to tips on planning, what to shoot, camera set up, composition, editing and common mistakes.

Planning

Randal advised us to find a location away from city lights including checking light pollution maps. Bunya Mountains was a great spot. He recommended that members scout locations during daylight hours and that it was important to check the weather forecast.

"Also, determine moonrise and moonset times," Randal said. "If you start opening up your shutter for long exposures and you have a half moon – it's like shooting in a well lit room. But if you're shooting the Milky Way and want to get all of those stars, you need no moon.

"In addition, two hours before and after sunset and sunrise will give you total darkness. These images deliver beautiful blue skies and are one of the most beautiful times to photograph; you won't be able to see the blue, but you'll capture it."

Randal also recommends the use of Stellarium software to target the milky way in the night sky. "This allows you to understand the orientation of the Milky Way; you download software, open it up and it shows you where the stars are right in front of you. The web version is free."

What to shoot at night

In a handy guide for our forthcoming 'After dark' set subject, Randal listed the following ideas for night-time photography including:

- Night sky, stars, milky-way
- star trails
- shooting stars/meteorites
- blue hour
- moon
- car trails
- reflections (water)
- city skylines, bridges
- Fireworks
- Lightning during thunderstorms
- Aurora (northern or southern lights)
- Bioluminescence.

Astro and Star Trail Photography (cont.)

Camera Settings

Randal was very generous in sharing his settings with us. He uses manual mode and manual focus. He always shoots in raw because Jpeg simply does not have enough information, primarily the light greys and blacks that you need for night photography.

"F2.8 best for star photography," Randal advised and also recommended the possibility of renting a lens that would allow such an aperture. "This wide opening will allow your camera's sensor to pick up as much light as possible in the shortest amount of time. You'll get crisp, clear shots that you won't get that with the others F-stops."

On shutter speed Randal sets it to between 20 – 30 seconds. "If there's a moon around you can have a shutter speed of 5 seconds; if there's a half moon, maybe 15 seconds."

ISO is set last and is altered depending on lighting conditions but is typically anywhere from 400 – 6400.

"I leave this till last because you simply want as low as possible. Depending on the quality of your camera and lens, the higher the grainier, but I rarely push above 3200 (sometimes up to 4000).

Focal length is 12 – 14 mm.

"Anywhere between 14mm to 0 mm is Ok. Smaller the better for night scapes; if you're shooting the milky way, go as low as possible.

"In general, if you arrive at night somewhere and you do not know what settings to use, start with a 10 second exposure and say ISO 1600. Take a shot and then see if it is too dark or too light; adjust your settings up or down accordingly. Shoot 25 seconds, take a 1 second break, then 25 seconds again. Then, stack them together."

Randal believes that these 'nice short shots, stacked later on', give the best results and recommends using Star Stax to stack your work (after converting from raw to jpeg).

"Batch process first, then stack. Because the light changes so dramatically during the night you will need to pick images from blue hour, pitch black, then moonlight."

It's no wonder that it sometimes takes days for Randal to produce these images!



Actually, sometimes, it's all about the gear! Members were keen to check Randal's kit including tripod, camera and lens.

Astro and Star Trail Photography (cont.)

Image Composition:

Randal said the principles of good composition in daylight still hold true at night but the trick is implementing them when you can't see through the lens.

"The best way to choose the ideal composition for your nocturnal landscape is to visit it in the daylight first. I always scout locations in the day time first and the process of composing an image begins when you have a gut reaction to the scene in front of you - that look of 'wow', or I want to shoot that!"

"Get inspiration from others, in particular, Instagram, and practice, practice, practice. Get to know what your camera and lens are capable of. "

In addition, Randal said a lot of what you see on Instagram and Facebook is often a composite of two to three shots!

Image Edting:

"You will need to edit your night photos – a huge part of the night-photography process involves editing and tweaking images to produce their maximum color potential," Randal said.

" You'll have images that look washed out from light pollution or other factors. Adobe Photoshop and Adobe Lightroom give you the tools to make your images look crisp and clean."

Randal said he typically adjusted levels and curves, localized contrast, saturation and noise.

Common mistakes:

Randal listed the following:

- Camera movement during shooting – accidentally bumping tripod
- need to replace batteries and memory cards
- being blown by strong winds (get a good tripod)
- camera not level with horizon
- accidentally lighting up your foreground during shooting
- incorrect settings to start with. Double check all you settings before you start shooting
- torch battery running low or going flat
- phone battery running low and going flat.

Gear:

Randal recommends the following:

- DSLR Camera
- Tripod or flat rock; sturdy and strong and won't move in the wind;
- Remote shutter release; if you're doing just one-off shots, you can just use your finger; but for the stacked images, you need a remote;
- Fast, wide-angle lens.
- Large memory cards; 128 – 256 gb) cards
- Headlamp to stop you stumbling around in the dark
- Compass, chair/stool, stopwatch
- Extra batteries – make sure fully charged (and your phone fully charged – don't want to be stuck in the middle of nowhere with dead phone).



Choose Your Own Adventure

May's Guest Speaker: Paul Daly

Our May guest speaker took us on an amazing photographic journey, triggering the wanderlust in us all that has been shut down by Covid.

Paul Daly is a New Zealand pro photographer who also specializes in travel photography and photographic tours. QCG member Roger Bartlett introduced us to Paul, and Roger will be travelling with him when restrictions are finally lifted.

Beginnings

Born in New Zealand to Australian parents who worked in tourist hotels through his childhood, Paul moved around New Zealand a lot with his

parents and attributes his childhood and his parent's involvement in tourism to his love of travel and travel photography.

"My wife and I try to get on a plane as often as we can," Paul said.





"I have been a pro photographer since 2010, but prior to that I was doing some part time stuff, and ended up starting a business with another guy, and that business became Nomadic Planet."

They did some work for Sony around Nepal, northern India, Tibet – landscape and the people. His business partner was the people photographer and Paul was the landscape photographer. That was where they got the idea of the tours, and took their first photo tour to Nepal in 2010. They dissolved the business relationship in 2012, but Paul kept the tour side of things going, along with the commercial side of the business.



Pick your own Adventure

Paul, who was Zooming to us from Christchurch, went to on to show QCG members a variety of topics, and asked us to 'Choose our Own Adventure'. We picked 'Minus 33 Degrees', 'Gallipoli', Te Waipounamu and, much to Keith Fincham's delight, 'Balloons'.

Each topic came with Paul's amazing tales and incredible imagery. It was probably one of the humblest talks we've listened to from a photographer



Paul Daly's tours along with some of his spectacular imagery can be accessed [here](#) including 2021 New Zealand and 2022 Arctic Circle, Jordan and Israel, Turkey, Cuba, Nepal and Vietnam.



May Photo Shoot Outings

There were two Outings at the end of May.

Some of us went to Dayboro to the showgrounds and watched a Challenge day run by the Working Horse and Dog Community. We were asked to get some images of the horses and the riders and also to take some photos of the prize winners. It started with the Tiny Tots section and then moved higher in age and experience. Most of us do not have a big experience with horses and so it was rather a special day.


There was some learning in working out how to get shots of the riders and their horses as well as the desire to get some action shots, all the while knowing that there was often no second chance and being careful not to be distracting or to put ourselves in danger. The organisers have thanked us for visiting and are looking forward to seeing some photos. They would be happy to have visitors to see the next round of the Challenge on Saturday 17th July.

Sunday morning was a more sedate affair. The morning was cool and calm. We met at the Wilson Outlook Reserve and photographed the Story Bridge in the early morning light. Then we had coffee and discussion down in the Wharves Precinct. After that, we wandered the Precinct and the River Walk getting some more images for street photography entries for the June club competition. It was all very pleasant.

Esther Andrews



QCG members at the Dayboro Working Horse and Dog Society Challenge Competition including Ivan Choy (left), Geoff Shortland (top right) and second from top right is Geoff, Ivan, Jasmine and Ken Marchant shooting the action (photos Anne P) Above is Esther Andrews and a mate and right is Anne P, Geoff S and Ken M (photos by Jasmine).





Photographed by Gaye E, top, is David Bullock, Esther Andrews and Wimal Kannangara and above left: Tony FitzGerald, David B, Peter Moodie, Esther and Wimal. Right is a photo by Peter Moodie of Esther and Wimal.

QCG Joint Weekend Away: **Toogoolawah**

Friday August 27 to Sunday August 29

Queensland Camera Group invites all members and their partners for a weekend of photography and socialising at Toogoolawah in the beautiful Brisbane Valley. QCG will be joined for the weekend by the local Blackbutt Camera Club providing the opportunity to make new friends with shared interests. The weekend's activities commence on Friday 27th with an informal dinner. Saturday will provide photo opportunities that include a number of local attractions. Saturday night is our major get together at the Toogoolawah Hotel for dinner followed by our photography competition judging. Sunday will provide more opportunities to shoot a winner for our next QCG Joint Weekend Away.

The weekend away (accommodation and dinners) is at members' own costs, but we aim to travel to locations that cater for a range of budgets. The joint weekend away is also counted as a QCG photoshoot outing!

Photo opportunities include:

- Watts Bridge Airfield (Australian Aerobatics Club practice weekend).
- Ramblers Skydiving drop zone (numbers may be limited at the zone).
- Brisbane Valley Rail Trail including the nearby Yimbun rail tunnel, plenty for the birders, landscapers and agricultural shooters.
- Exclusive access to remote Caboonbah church.
- Details and additional attractions will be advised at a later date.

You are encouraged to book your accommodation as soon as possible from the following locations:

- Toogoolawah Hotel Ph 5423 1314
- Exxhange Hotel Ph 5423 1151
- Toogoolawah Motel Ph 5423 2474
www.toogoolawahmotel.com
- Rosemary Court Guesthouse (Book through QCG - Rodney Nancarrow 0439 941 94 rdnancarrow@gmail.com)
- Camping options available at the showgrounds and the back of the Toogoolawah Hotel (contact Rodney for details).

If you have any accommodation enquiries please feel free to contact:

- John Edwards
0419 659 855 johnedwards4074@gmail.com or
- Rodney Nancarrow
0439 941 994 rdnancarrow@gmail.com.

Important: Once you have booked your accommodation, please advise either Rodney or John so that we can keep a record of who is coming and what accommodation styles are left.

Saturday night's competition

Covid has of course thrown a little spanner in the works of how our weekend away competition ordinarily runs, so for members who are new as well as members who are experienced, here's the history. On the Saturday night of the joint weekend away we have a friendly competition and it's a lot of fun.

In the past, there has been a set subject and this was photographed by participants and entered in the immediate next joint weekend away. We then also introduced an Open subject, so that if you did not attend a weekend away, you could still participate in the friendly competition in the Open section. So, because we had to cancel last year's weekend away, we are going to still use the 2019 set subject of 'Life's a Beach' but anyone who did not attend that weekend away may enter as long as their image or images fit the theme. Here it is in summary:

Saturday night's competition subjects

- "Life's a Beach" - you can enter two prints and two DPIs in this set subject (attendees of the Bribie Island QCG Weekend Away 2019 are encouraged to use images from that weekend).
- "Open" you can enter two prints and two DPIs.

If you're keen to attend - and we'd LOVE to see you - have a look at the accommodation options and book now! Any questions in the meantime contact John or Rodney.

July Focus – Seascapes

July's Focus Group meeting will come early (1 July) so we thought we'd give you a heads up!


It is a tag team effort between QCG Vice President Tony FitzGerald and QCG membership officer, Louise McDonald.

Tony will be focusing on seascapes in general and Louise will be focusing specifically on long exposure photography associated with seascapes and water. This topic may be of interest to members given our August set topic is **Water**.

They will each discuss broadly:

- . **Planning and Research**
- . **Gear and equipment**
- . **Techniques**
- . **Tips and tricks - lessons learned**
- . **Image selection and post production (PD if time allows).**

This focus group will be a face-to-face event at SPACE and will commence at 7:30pm.



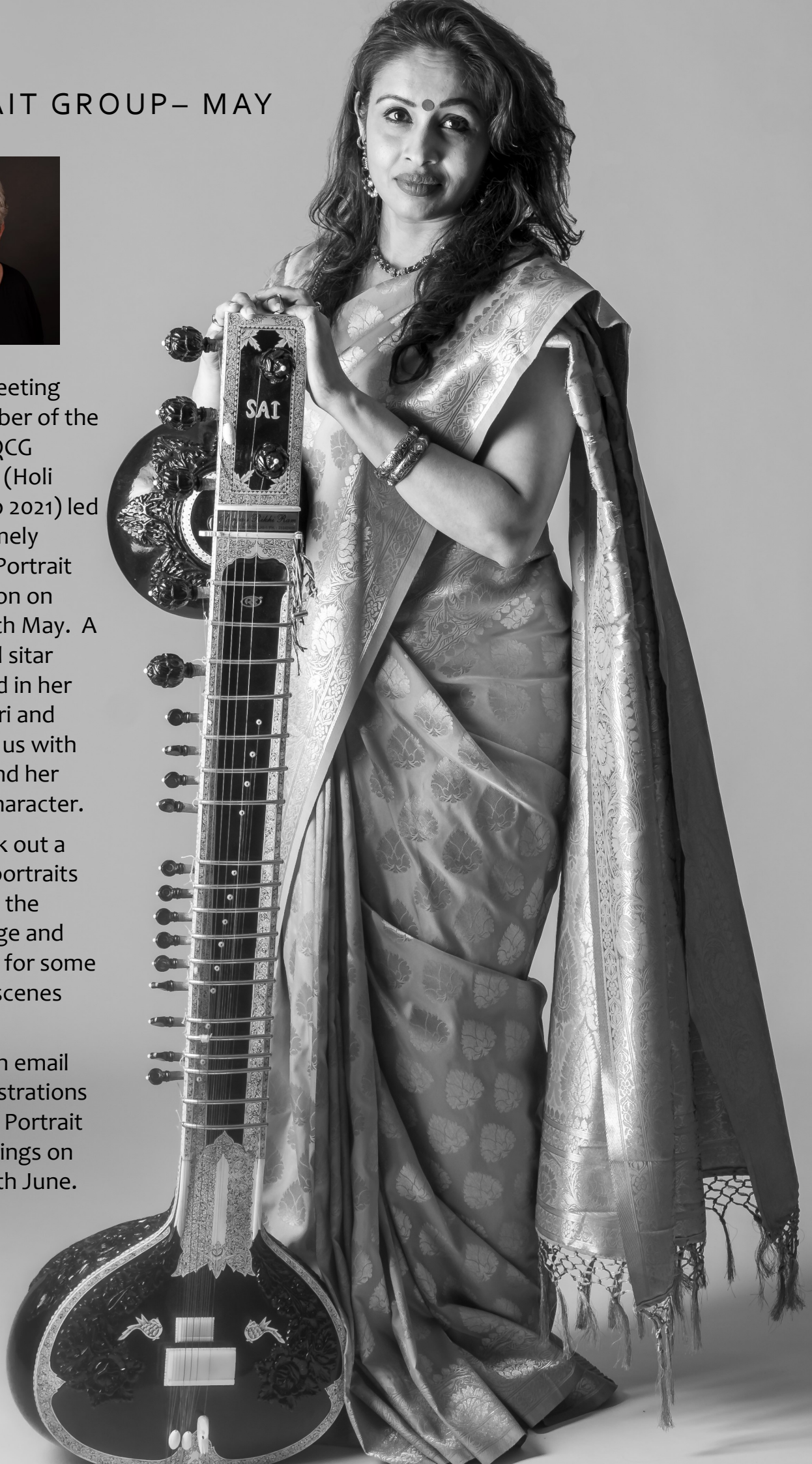
PORTRAIT GROUP- MAY



A chance meeting with a member of the public at a QCG photoshoot (Holi Festival, Feb 2021) led to an extremely interesting Portrait Group session on Saturday 15th May. A professional sitar player posed in her favourite sari and entertained us with her music and her delightful character.

Please check out a few of our portraits of Sudha on the [Galleries](#) page and flip overleaf for some behind the scenes fun.

Watch for an email inviting registrations for the next Portrait Group meetings on Saturday 19th June.



Behind the Scenes at Portrait Group



We had a terrific morning with our gorgeous model at the last portrait group. The two images above were taken by David Bullock and show left, our lighting set up and top right, some finessing of our model's sari by Anne P. Above is an iPhone photo of the crew who took advantage of May's portrait group including L to R Anne Pappalardo, Geoff Lawrence, Nick Lefebvre, our model Sudha and her sitar, David Bullock, Gaye Edwards, Rob Dearden and Gaye Slade. Photo taken by someone in the group next door which was also hiring The Hub! Middle right is Geoff Lawrence in action and bottom right our model, her sitar and her original artwork—straight out of camera (photo Anne P.)





COMPETITIONS UPDATE JUNE 2021

May saw the judging of set subject Still Life and Open. This competition is special in that it is the only contest of the year that is not judged by a photographer. Instead it is judged by a practising artist, someone who brings to their critique an artist's eye rather than a predominantly photographic perspective.


Our May judge was Linda Zucco, a fine artist who constructs intimate streetscapes around architecture, the human figure as well as scooters and old cars. Represented by the prestigious Lethbridge Gallery, Linda's CV lists achievements going back to 2011, and so far, Linda's 2021 success includes Salon des Refuses in the Lethbridge Landscape Prize, a group exhibition at the Brunswick Street Gallery, Melbourne VIC and finalist, Lethbridge 20 000.

Her work (including artist's statements and some very clever titling) can be viewed at LindaZuccoart.com and she can also be followed Instagram at [Linda_Zucco](https://www.instagram.com/Linda_Zucco).



The Judging

Linda provided written feedback on all of the images – a wonderful achievement considering she is neither a photographer nor someone who is familiar with the MyPhotoClub software. Linda's comments were thoughtful, thought-provoking, and sensitive.

In chatting to Linda in the planning stages of her judging, she remarked, as had Anne-Marie Zannetti (another former still life judge) that it was fantastic that each individual in the competition received feedback. As a working artist, Linda said it was rare to receive any feedback, other than being shortlisted in particular competitions or, if one was lucky to win a prize, the judge might provide some remarks on what they liked about your image. So it was in this context Linda tried hard to provide as much feedback as she could to all participants.



Judging of Still Life and Open by Linda Zucco. Main picture left by Tony FitzGerald shows Anne Pappalardo, Linda Zucco and Linda's sister (who attended in support!). Looking at prints, above, Joy Melchiori and bottom left is Linda in action. Small photos by Anne Pappalardo.



Judging Still Life and Open by Linda Zucco

A Grade Still Life DPI

#thankyoufuries	Louise McDonald	Merit
Coffee Time	Martin Riley	Merit
Is my bum getting bigger?	Roger Bartlett	Merit
Once I was a potter	Betty Collerson	Merit
The Elephant Remembers Coins	Geoff Lawrence	Merit
ANZAC Spirit	Gaye Slade	Merit
Eggs	Esther Andrews	Merit
A filament of time	Cheryl Mares	Honour
Killer Heels	Anne Pappalardo	Honour
More Than A Pair	Gaye Edwards	Honour
Marbles	Bernd Stoffl	Honour
Frozen Bouquet	Jane McMenamin	Honour
Channelling Caravaggio	Tony FitzGerald	Honour

A Grade Still Life Print

Vase Suite	Jasmine Westerman	Merit
2021 05 Still Life Crystal Glasses	Bernd Stoffl	Merit
Still life without mosquitoes	Elizabeth Riley	Merit
Hammered	Peter Moodie	Merit
Amazing, it's so life like.	Roger Bartlett	Merit
The Dog eat Dog world of Cycling	Geoff Shortland	Merit
Red hot Ice cold	Jane McMenamin	Honour

A Grade Open DPI

Concentration	Gaye Edwards	Merit
Marching with pride on Anzac Day	Joy Melchiori	Merit
Vee Twin	Peter Moodie	Merit
Emerging Dawn	Jane McMenamin	Merit
A Horse by Viola	Paul Harrop	Merit
Male Weavers Of The Andes	Martin Riley	Merit
Light up my day	Tony FitzGerald	Merit
Shimmer in the Salar	Elizabeth Riley	Merit
Plateau Sunset	Bernd Stoffl	Merit
Building Trust During Rehearsals	Geoff Lawrence	Merit
Dorothy	Betty Collerson	Merit
kunanyiMt Wellington Sunrise	Esther Andrews	Merit
Autumn Hues 1	Ray Shorter	Merit
Good mates stick together	Jasmine Westerman	Honour
Eagleface	Cheryl Mares	Honour

A Grade Open Print

Grace	Jane McMenamin	Merit
Hummingbird Delight	Martin Riley	Merit
The wreck of the Maheno	Elizabeth Riley	Merit
Thinking	Nick Lefebvre	Merit
The Breakaways 2	Ray Shorter	Merit
Dinner for Two	Geoff Shortland	Merit
Bleak	Anne Pappalardo	Honour
Dusk at the North Sea	Bernd Stoffl	Honour
City soup	Tony FitzGerald	Honour

AB Grade Still Life DPI

Gathering	David Bullock	Merit
What Game Will I Play Today?	Chris Pigott	Merit
Almost Too Pretty To Eat	Tiana Templeman	Merit
Pottery Display	Diane Foley	Merit
Fish & Tea	Trevor Templeman	Merit
The book of hearts	Ivan Choy	Merit
Lockdown	Jenny Riesz	Honour
Tuning my passion	Dave McGinnis	Honour

AB Grade Still Life Print

A Trio of Pears	Georgie Crossley	Merit
Making The Point	Chris Pigott	Merit
Duet	David Cain	Honour

AB Grade Open DPI

Mistake Billabong Kakadu	David Cain	Merit
Eye On The Photographer	David Bullock	Merit
Splash	Ray Eisenmenger	Merit
Sunset Moonrise	Georgie Crossley	Merit
A Happy Moment	Chris Pigott	Merit
Exquisite	Jenny Riesz	Merit
Mont Saint Michel	Tiana Templeman	Merit
Foggy Fishing	Diane Foley	Merit
Having Fun in the Bali Sun	Trevor Templeman	Merit
Having a feast	Ivan Choy	Merit
Cunabula Vitae Cradle of Life	Tim MacTaggart	Honour
Outstanding in her field	Dave McGinnis	Honour

AB Grade Open Print

Light Orbs and Sunsets	Georgie Crossley	Merit
Kimberley Cathedral	David Cain	Honour

B Grade Still Life DPI

Next Stop the Stew Pot	Harvey Kramer	Merit
Jamon!	Jane Clout	Merit
Circle of Acceptance	Mala Ranu	Merit
Autumn foxes	Margo Wade	Merit
Dental Lights	Chayvis Zhang	Honour

B Grade Still Life Print

Family Heirloom Rediscovered	Harvey Kramer	Merit
------------------------------	---------------	-------

B Grade Open DPI

FraserBushFire	Chayvis Zhang	Merit
I took the road less travelled by	Margo Wade	Merit
Chilly morning	Judy Greer	Merit
Alaskan Wilderness	Harvey Kramer	Merit
Tutu	Kathie Cato	Merit
The Cuban	Jane Clout	Merit
I'm Off.....	Colleen Roberts	Merit
Storm over Seal Rock	Mala Ranu	Honour

B Grade Open Print

Sharing Secrets	Mala Ranu	Merit
-----------------	-----------	-------

Most Apt Title

AGradeOpenPrint	Fish out of water	Jasmine Westerman
AB Grade Open DPI	Outstanding in her field	Dave McGinnis

The Beauty Within: Abstract Images of Rocks Revealed by Polarised Light Microscopy

Abstract is our July set subject and to provide you with some inspiration, we have a wonderful treat.

As a coincidence, QCG member Ken Collerson has just had an article published in the prestigious FIAP News. FIAP is the Federation Internationale de l'Art Photographique – the magazine is a wonderful visual treat featuring articles, events, and images from the various FIAP awards.

Ken was invited to submit his article following a presentation he did at APSCON in Foster by Bronwen Casey, the Director of FIAP News.

Ken's article is titled *The Beauty Within: Abstract Images of Rocks Revealed by Polarised Light Microscopy*.

Quoting Ken in his story:

"Photo microscopic images of rocks taken in polarised light are captures that do not represent an accurate depiction of a visual reality, but instead are pleasing artistic effects generated by the colours of minerals, and by their crystal shapes and textures.

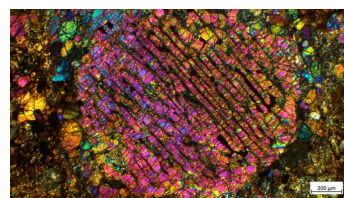




"As a geologist, I have come to appreciate the intrinsic beauty found in such images as unique artistic expressions. I therefore take great pleasure in sharing some of my favourite images with a wider audience.

"I hope that you also will appreciate the beauty inherent at a microscopic scale in the rocks that form our planet."

The link to the latest FIAP News can be found [here](#). Scroll down to Ken's story on page 74, and also take the opportunity to enjoy myriad other images found in this edition.



Ken Collerson (above) sheltering from the wind on a rubble outcrop of lava on Gaussberg Volcano, Antarctica. Gaussberg is a remote volcano located on the coast midway between Davis Base and Mirny Base. You can see in the image below what a rock from this outcrop looks like, when seen in the microscope in cross polarised light



Photoshop Opportunity for QCG Members

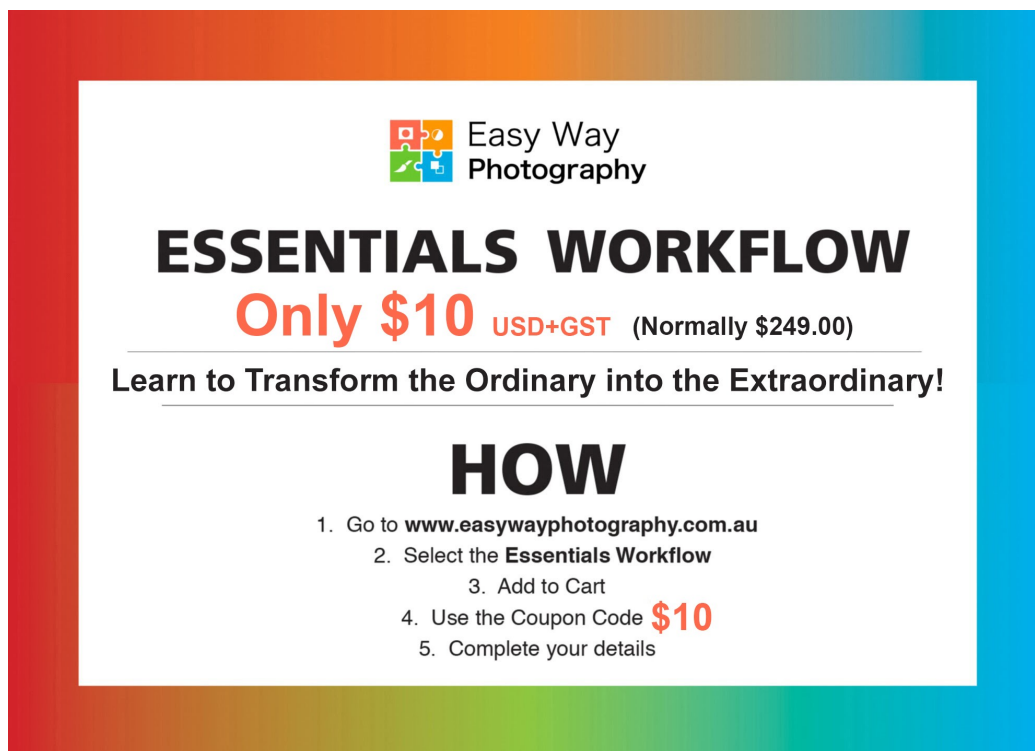
Adam Williams is a world-renowned photographer and proprietor of Easy Way Photography. We recently approached Adam to speak to our members, and while his dance-card is full in this area, he has made the very generous offer below available to our members.


Adobe Photoshop is an amazing tool (some might argue an absolutely necessary tool) in a photographer's kit, but understanding it and its potential can be tricky.

Adam is keen to share his knowledge and expertise with budding photographers and accordingly is discounting his Essentials Workflow course to camera club members, including our members.

During the height of Covid lockdowns, some of our members listened to free Zoomed presentations by Adam—he is a great teacher and speaks from the heart. If you'd like to take advantage of his offer, follow the instructions below!

A link to Adam's website is [here](#)—check out his amazing imagery and learn about his photographic journey.



 Easy Way
Photography

ESSENTIALS WORKFLOW

Only \$10 USD+GST (Normally \$249.00)

Learn to Transform the Ordinary into the Extraordinary!

HOW

1. Go to www.easywayphotography.com.au
2. Select the **Essentials Workflow**
3. Add to Cart
4. Use the Coupon Code **\$10**
5. Complete your details

It's about the journey, not the destination.....

One of our members forwarded the link to this story by well known photographer and educator, Matt Klonowski. The story talks about what Matt really does with his thousands of photos and is a great perspective for those who are simply in this space to improve their photography.

So if you're not big into the competition side of things, and more into the camaraderie, the learning, the improving and the sharing, then give Matt's story a read [here](#).

New Photographic Society of Queensland President and Vice President



As many of you know, the Photographic Society of Queensland recently held their Annual General Meeting. Outgoing president Sue Gordon did not stand for re-election – after four fabulous years of devoted service – and a new president and vice president were voted in.

Ralph Brown is the new president and Tryg Helander vice president.

Ralph Brown is a great friend of QCGs and has judged at our club numerous times including this year (see photo left by Esther Andrews). He has been a camera club member since 2008, firstly in the Redlands and now is a member of two clubs, Caloundra and Caboolture. He is an accredited Judge with PSQ and for the last couple of years, has been the Chairman of the Judges Executive. Ralph has really enjoyed working with PSQ's Judge's Executive to update the Judge's Manual and encourage PSQ judges in the service they provide for clubs and members throughout Queensland.

Ralph is also an accredited professional with AIPP and holds associate status from successfully competing in the Australian Professional Photography Awards. He has operated a professional photography business on the Sunshine Coast for many years.

Ralph has judged for many clubs throughout Queensland and Northern NSW over the years and had the great pleasure of visiting many clubs during trips away from South East Queensland. He particularly enjoyed visiting some of the regional centres who don't have regular face to face meetings.

Tryg too is a great friend of our club (see photo and bio next column) and has provided knowledge and guidance to our committee whenever we needed to canvas ideas. Tryg has also judged on numerous occasions at QCG including last year's 'best of the best' awards.



I started my photography journey in 1977 with a Hanimex 110. My first diploma was in the film-era, 1989, where I progressed to pro Nikon bodies. I was fortunate to have a professional photographer parent who had worked in both NYC and Sydney.

I then joined the Royal Australian Navy and likewise took imagery daily, as a part of my intelligence duties for 25-years.

After leaving the Navy due to injury in the Middle East, I returned to photography and completed my second diploma, in 2017, to catch up on industry and photography developments.

I am now happily retired, but really enjoy teaching and judging, as well as assisting in committees. I have a home studio with a dark room and still use film on occasion.

Photo: supplied by Tryg.

THE LAST WORD



Need to Know

Annual Dinner Booked

Great news—we have made a booking at the Jindalee Hotel for our Annual Dinner. If you're new around here, every year, when Covid allows us, we host an annual dinner. It's a chance to get together, meet the partners of our members, present some trophies, and of course, indulge in the ping pong raffle. Details for this year's event are as follow—put them in your diary now!

Date: Wednesday 8 December

Time: 6.00 pm

Cost: TBA but will include two course dinner

Venue: Jindalee Hotel

The Queensland Camera Group meets on the first (Focus), second (Speaker) and fourth (Judging) Thursday of the month.

Clubhouse:

SPACE Kenmore
Cnr Branton and Paley Streets
Kenmore Hills 4069

Events may be face-to-face, face-to-face and live-streamed, or via Zoom only.

Always check the QCG website for venue details as the club continues to remains responsive to Qld Health directives.

Contact:

President: Jasmine Westerman
president@QCG.org.au
Editor: Anne Pappalardo
alfannep@optusnet.com.au

QCG Committee News

This month the committee will meet via Zoom as many members are travelling. From left to right (back row): Harvey Kramer (secretary), Anne Pappalardo (general/communications), Elizabeth Riley (competitions officer including MPC), Chris Pigott (treasurer), Martin Riley (Focus coordinator, judge's liaison including EOY trophies), (front row), Louise McDonald (membership officer), Tony FitzGerald (vice president, speaker seeker), Jasmine Westerman (president), Esther Andrews (photoshoot outings, Covid coordinator). Key members of the committee can be contacted via the club website <https://www.qcg.org.au/current-committee>.

